



Doran Scales, Inc.

Atlas Series Scales

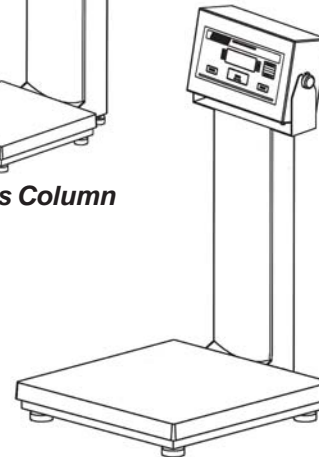
Doran Atlas Scales are rugged, one piece stainless steel scales, offered in 14", 20", or 30" high Atlas columns. Choose any Doran Indicator and one of our 6 base sizes to create a superior washdown scale just right for your task.

Features:

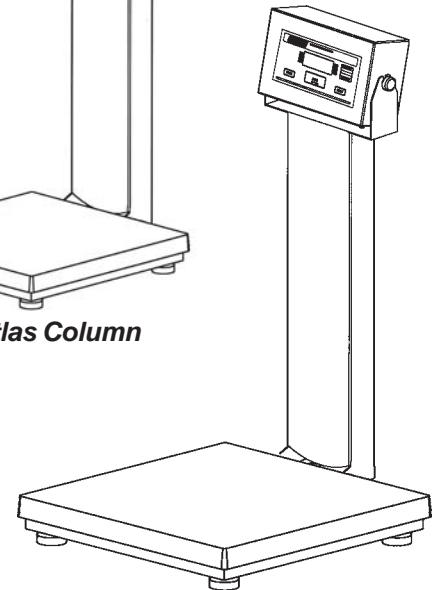
- Atlas Column available in 14", 20", or 30" Heights.
- 304 Stainless Steel Construction
- The open back design of the 6" wide column prevents the collection of water or debris.
- Two adjustable feet provide column support in addition to the four feet on the scale base.
- "Quad Spring" Shock Absorbing Design (Base Sizes 10" x 10" - 18" x 18")
- Legal For Trade (NTEP):
 Base Sizes 10" x 10" to 18" x 18" Class III 5000d
 Base Sizes 18" x 24" & 18" x 24" Class III 3000d



14" Atlas Column



20" Atlas Column



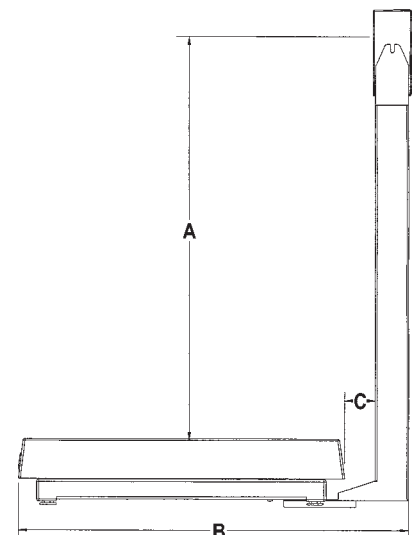
30" Atlas Column

Washdown Safe Indicators

- **8000XLM** - Internal Rechargeable Battery Power
- **7000XLM** - General Purpose Indicator
- **7000M** - Single Pushbutton Operation for Harsh Washdown Applications
- **4300M** - Checkweighing Capability
- **9000XLMIS** - Intrinsically Safe

Atlas Scale Series Dimensions:

| Column Height | Base Size | Top of Platter to Readout (A) | Total Scale Depth (B) | Depth From Back Edge of Platter to Front of Column (C) | Capacities Available (lb) |
|---------------|-----------|-------------------------------|-----------------------|--|---------------------------|
| 14" | 10" x 10" | 14.5" | 14.25" | 1.75" | 2, 5, 10, 25 or 50 |
| 14" | 12" x 12" | 13.25" | 16.5" | 2" | 50 or 100 |
| 14" | 15" x 15" | 13" | 19.25" | 1 - 3/4" | 50, 100 or 200 |
| 20" | 15" x 15" | 21.75" | 21" | 3.5" | 50, 100 or 200 |
| 20" | 18" x 18" | 20.5" | 24" | 3.25" | 50, 100, 150 or 300 |
| 20" | 18" x 24" | 20" | 23.25" | 2.25" | 60, 150, 300, 500 or 1000 |
| 20" | 24" x 24" | 20" | 29.25" | 2.25" | 60, 150, 300, 500 or 1000 |
| 30" | 15" x 15" | 31.75" | 21" | 3.5" | 50, 100 or 200 |
| 30" | 18" x 18" | 30.5" | 24" | 3.25" | 50, 100, 150 or 300 |
| 30" | 18" x 24" | 30" | 23.25" | 2.25" | 60, 150, 300, 500 or 1000 |
| 30" | 24" x 24" | 30" | 29.25" | 2.25" | 60, 150, 300, 500 or 1000 |



Doran Scales, Inc.

1315 Paramount Parkway, Batavia, IL 60510 1-800-262-6844 • Fax (630) 879-0073 • www.doranscales.com

DORON

7000XL Bench Scale

Shown with
optional
14" column.



7000XL

7000XL Features...

- Washdown Safe Stainless Steel Construction
- Zero, Units and Print Pushbuttons
- 1000% Overload "Quad Spring" Base
- Super Tough Guardian Touch Panel

Smart Design...

...Better Weighing



Model 7000XL Stainless Steel Bench Scale

The Doran 7000XL is the latest evolution of our time-proven 7000 Series Scales. New and improved, the 7000XL offers more features for the money than any bench scale at any price.

► **Washdown Safe**

Superior washdown protection has been engineered into the Model 7000XL Bench Scale. From the heavy gauge stainless steel to the innovative gasket design, this scale meets the NEMA4X classification for washdown protection. Plain and simple - this bench scale sheds water like a duck!

► **1000% Overload DXL Base**

Our unique "Quad-Spring"™ design protects the sensitive load cell from shock and overload damage. Protected to a maximum of **10 times the base load rating** sets the new industry standard - a feature only available from Doran. NTEP to 5000d for legal for trade applications.

► **Heavy Duty Touch Panel**

Engineered to stand up in the harshest environment, the sealed, super tough "Guardian"™ touch panel resists moisture and puncture damage. Simple controls - Zero, Units, and Print - make it easy to use, quick to train and prevents operator error.

► **Easy to Configure - Lots of Options**

Configuring a 7000XL bench scale to meet your specific needs is easy with the wide variety of options that are available. Attach the scale rails to the base and indicator and the 7000XL becomes an easily portable bench scale, or mount the digital indicator on the new Atlas column for a scale system to weigh oversized objects.

Meter Only - Model 7000XLM

The 7000XLM is a stand-alone indicator for use with your current base or floor scale, or any Doran base. With 10,000d NTEP performance, the 7000XLM will soon become your preferred scale indicator



Model 7000XL with 15" x 15" base and optional 14" high Atlas column.

SPECIFICATIONS

| | |
|----------------------|---|
| Display: | 6 digit red LED, 0.56" high |
| Controls: | ZERO, UNITS, and PRINT |
| Output: | Bi-directional RS-232 standard |
| Power: | 115/230VAC 50/60 Hz |
| Units: | lb, kg, g, oz, lb & oz |
| Construction: | 304 Stainless Steel (Meter:16 Gauge) (Base:7 Gauge Maximum) |
| Dimensions: | (Meter) 6" h x 10" w x 3" d (Base) 10" x 10" x 2" h; 12" x 12" x 3" h; 15" x 15" x 3" h |
| NTEP: | (Meter) CC#99-129 10,000d, Class III (Base) CC#97-097A1 5000d, Class III |
| Warranty: | Two Years Parts & Labor |
| Options: | 230VAC Operation 14", 20", or 30" Atlas Column Stainless Steel Load Cell 4-20 mA Analog Output |

MODEL SELECTION CHART

| Model No. | Base Size | Capacity | |
|-----------|-----------|------------|------------|
| | | lb | kg |
| 7005XL | 10" x 10" | 5 x 0.001 | 2.3 x 0.5g |
| 7010XL | | 10 x 0.002 | 4.5 x 1g |
| 7025XL | | 25 x 0.005 | 11.3 x 2g |
| 7050XL | | 50 x 0.01 | 22.7 x 5g |
| 7050XL/12 | 12" x 12" | 50 x 0.01 | 22.7 x 5g |
| 7100XL/12 | | 100 x 0.02 | 45 x 10g |
| 7050XL/15 | 15" x 15" | 50 x 0.01 | 22.7 x 5g |
| 7100XL/15 | | 100 x 0.02 | 45 x 10g |
| 7200XL/15 | | 200 x 0.05 | 91 x 20g |

(10,000d resolution user selectable)

Your Local Doran Distributor:



Doran Scales, Inc.

1315 Paramount Pkwy • Batavia, Illinois 60510
1-800-262-6844 • Fax 630-879-0073
www.doranscales.com